

**COMLINE, TYPE 4X**

**INDUSTRY STANDARDS**

UL 508A Listed; Type 3, 3R, 4, 4X, 12; File No. E61997
--

CSA File No. 42186: Type 3, 3R, 4, 4X, 12

NEMA/EEMAC Type 3, 3R, 4, 4X, 12

IEC 60529, IP66

Designed to meet NEBS-Telcordia GR487, GR63, IEC 48D

Meets Type 3RX requirements

NEBS is a trademark of Telcordia

**APPLICATION**

Lightweight, corrosion-resistant COMLINE aluminum wall-mount enclosures provide long-lasting protection for housing electrical components in extreme outdoor environments. These customizable enclosures employ a foam-in-place gasket for a tight seal and are ideal for rooftop or tower-mounted telecommunications applications.

**FEATURES**

- Foam-in-place gasket
- 1- or 3-point latching (screwdriver slot), depending on door size
- Optional door stop/wind latch holds door in place during service
- Two door/hinge styles available:
  - Easily removable door with hidden hinge and retained hinge pin. Maximum door load 50 lb. (22.7 kg)
  - Heavy-duty continuous hinge door. Maximum door load 150 lb. (68.0 kg)
- Optional solar shield top

**SPECIFICATIONS**

- Type 5052-H32 aluminum: covers are .080-in. or .100-in. thick depending on size; bodies are .080-in. thick
- Seams continuously welded and ground smooth for a finished appearance
- Bonding provision on door; ground stud on body

**FINISH**

RAL 7035 light textured low gloss polyester powder paint over pre-treated surfaces. Custom finishes available; please contact your local Hoffman sales office.

**ACCESSORIES**

See also *Accessories chapter*.

Door Stop Kit

Handle Options

Mounting Panel

Pole Mounting Kit

Rack Angles

Solar Shield Top

**MODIFICATION AND CUSTOMIZATION**

Hoffman excels at modifying and customizing products to your specifications. Contact your local Hoffman sales office or distributor for complete information.

**BULLETIN: DCOM**
**Standard Product Hidden Hinge**

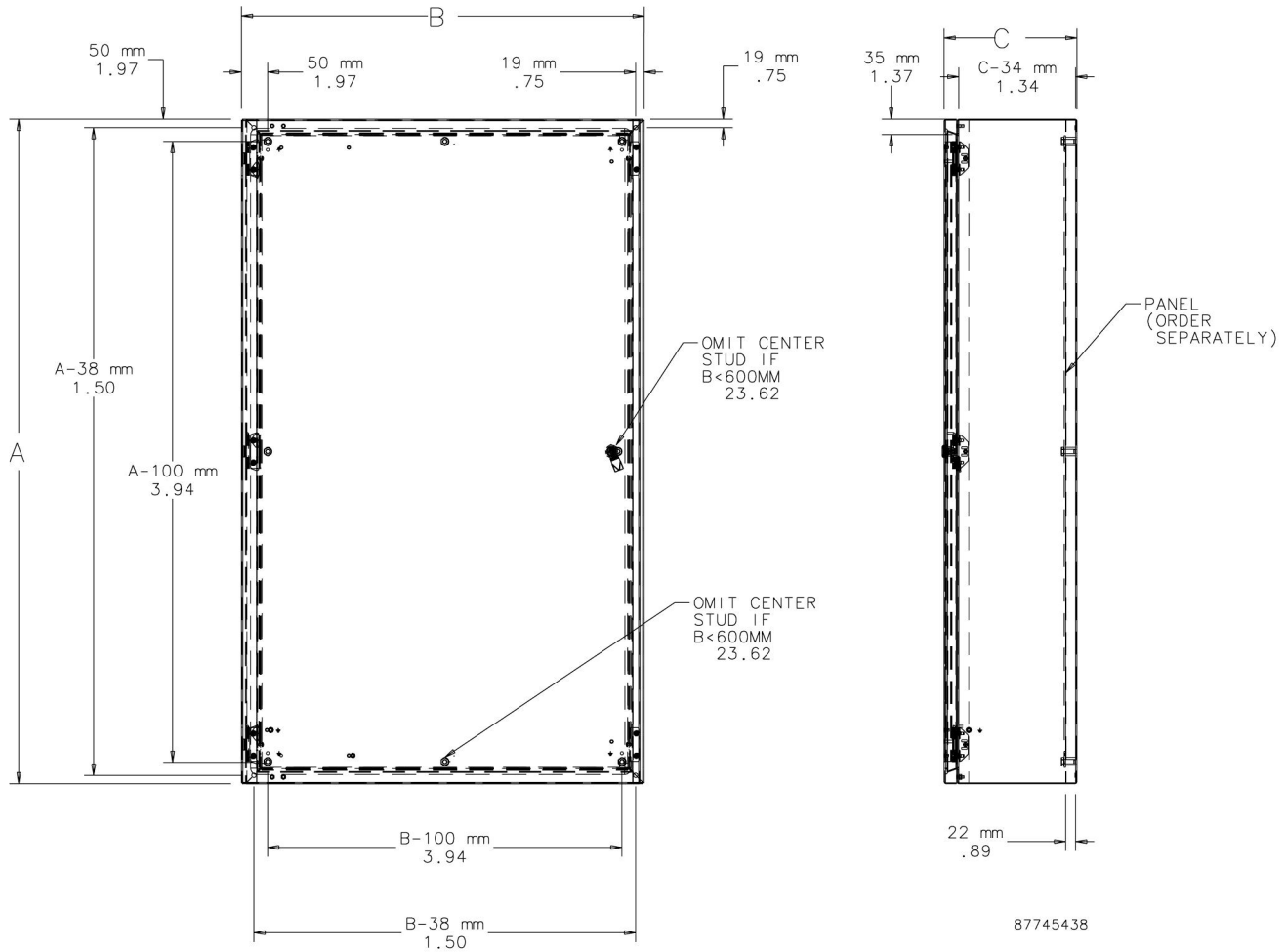
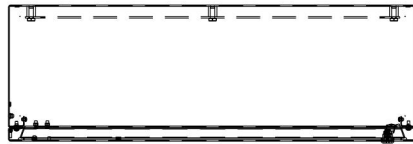
Catalog Number	AxBxC mm	AxBxC in.	Latch Points	Door Thickness (mm)	Door Thickness (in.)	Std. Pkg. (lb.)
ECL303015	300 x 300 x 150	11.81 x 11.81 x 5.91	1	2	.08	9.0
ECL403015	400 x 300 x 150	15.75 x 11.81 x 5.91	1	2	.08	10.0
ECL404015	400 x 400 x 150	15.75 x 15.75 x 5.91	1	2	.08	12.0
ECL404020	400 x 400 x 200	15.75 x 15.75 x 7.87	1	2	.08	13.0
ECL504020	500 x 400 x 200	19.69 x 15.75 x 7.87	1	2	.08	15.0
ECL505020	500 x 500 x 200	19.69 x 19.69 x 7.87	1	2	.08	17.0
ECL605020	600 x 500 x 200	23.62 x 19.69 x 7.87	3	2.5	.10	19.0
ECL606020	600 x 600 x 200	23.62 x 23.62 x 7.87	3	2.5	.10	23.0
ECL806020	800 x 600 x 200	31.50 x 23.62 x 7.87	3	2.5	.10	27.0
ECL1006030	1000 x 600 x 300	39.37 x 23.62 x 11.81	3	2.5	.10	35.0
ECL1209030	1200 x 900 x 300	47.24 x 35.43 x 11.81	3	2.5	.10	55.0
ECL1509030	1500 x 900 x 300	59.06 x 35.43 x 11.81	3	2.5	.10	78.0

ECL1209030, ECL1209030CH, ECL1509030 and ECL1509030CH include vertical door stiffener. Additional door stop required to meet NEBS-Telcordia 487 door restrainer requirements.

All the above enclosures must have mounting feet installed to meet UL Type 3, UL Type 4 and UL Type 4X ratings.

Standard Product **Continuous Hinge**

Catalog Number	AxBxC mm	AxBxC in.	Latch Points	Door Thickness (mm)	Door Thickness (in.)	Std. Pkg. (lb.)
ECL303015CH	300 x 300 x 150	11.81 x 11.81 x 5.91	1	2	.08	9.0
ECL403015CH	400 x 300 x 150	15.75 x 11.81 x 5.91	1	2	.08	10.0
ECL404015CH	400 x 400 x 150	15.75 x 15.75 x 5.91	1	2	.08	12.0
ECL404020CH	400 x 400 x 200	15.75 x 15.75 x 7.87	1	2	.08	13.0
ECL504020CH	500 x 400 x 200	19.69 x 15.75 x 7.87	1	2	.08	15.0
ECL505020CH	500 x 500 x 200	19.69 x 19.69 x 7.87	1	2	.08	17.0
ECL605020CH	600 x 500 x 200	23.62 x 19.69 x 7.87	3	2.5	.10	19.0
ECL606020CH	600 x 600 x 200	23.62 x 23.62 x 7.87	3	2.5	.10	23.0
ECL806020CH	800 x 600 x 200	31.50 x 23.62 x 7.87	3	2.5	.10	27.0
ECL1006030CH	1000 x 600 x 300	39.37 x 23.62 x 11.81	3	2.5	.10	35.0
ECL1209030CH	1200 x 900 x 300	47.24 x 35.43 x 11.81	3	2.5	.10	55.0
ECL1509030CH	1500 x 900 x 300	59.06 x 35.43 x 11.81	3	2.5	.10	78.0





Solar Shield Top provides a vented area on top of the enclosure to absorb solar heating effects and help keep enclosure cool. Also provides a drip shield to keep liquids away from the door sealing surface. Aluminum with RAL 7035 textured light-gray finish inside and out. Maintains enclosure rating. Includes mounting hardware.

**Shielding Effectiveness**

Hoffman's research of the effects of solar radiation on enclosures has shown the positive benefits of utilizing shielding to decrease temperature rise. Shielding has been found to be an effective, low-cost method of reducing solar heat gain in outdoor electrical/electronic applications. Test results indicate that a top-mounted solar shield provides a 25 percent reduction in temperature rise due to solar heat load.

**BULLETIN: DCOMY**

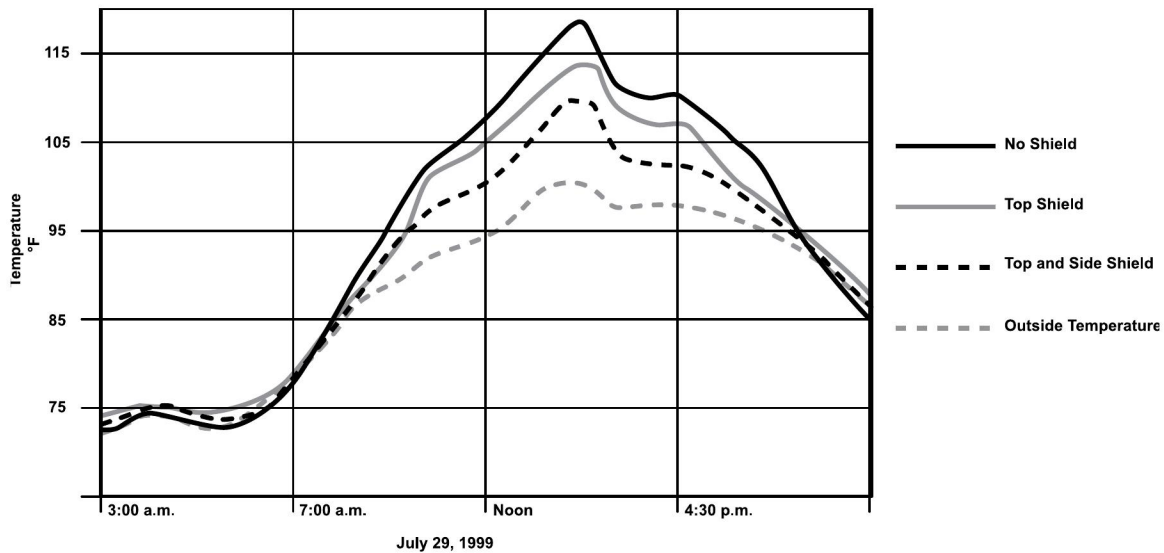
Catalog Number	Fits B x C
ESSH3015	300 x 150
ESSH4015	400 x 150
ESSH4020	400 x 200
ESSH5020	500 x 200
ESSH6020	600 x 200
ESSH6030	600 x 300
ESSH9030	900 x 300

**Unshielded vs. Shielded**

Enclosure Type	Temperature (°F)	Temp. Reduction (%)
Unshielded	118.6	—
Top shield only	114.0	25
Top and side shields	110.1	46

Air Temperature = 100.2 F

Enclosure color is light-gray (RAL 7035)



The results of the test show the enclosure with top and side shields to have approximately a 46% reduction in temperature compared to the unshielded enclosure. Hoffman offers top shields as an accessory for Hoffman COMLINE Wall-Mount Enclosures. The reduction in temperature is approximately 25% with the solar shield top only.

**MOUNTING PANEL**



Provides a mounting surface in the back of the COMLINE Enclosure for surface mount components. Mill finish aluminum.

**BULLETIN: DCOMY**

Catalog Number	Fits A x B	Height (mm)	Height (in.)	Width (mm)	Width (in.)
EP3030AL	300 x 300	226	8.90	226	8.90
EP4030AL	400 x 300	326	12.84	226	8.90
EP4040AL	400 x 400	326	12.84	326	12.94
EP5040AL	500 x 400	426	16.78	326	12.94
EP5050AL	500 x 500	426	16.78	426	16.78
EP6050AL	600 x 500	526	20.71	426	16.78
EP6060AL	600 x 600	526	20.71	526	20.71
EP8060AL	800 x 600	726	28.59	526	20.71
EP10060AL	1000 x 600	926	36.46	526	20.71
EP12090AL	1200 x 900	1126	44.33	826	32.52
EP15090AL	1500 x 900	1426	56.15	826	32.52

**RACK ANGLES**



Rack Angles allow for mounting 19-in. rack equipment in 600-mm wide enclosures. Plated 14 gauge steel with .281-in. (7-mm) diameter holes (through-hole type). Twenty M5 screws and 20 clip nuts included for mounting rack angles to enclosure and for mounting equipment to rack angles.

**BULLETIN: DCOMY**

Catalog Number	Description	Fits A (mm)	Fits A (in.)
ERA196TH	Rack Angles	600	23.62
ERA198TH	Rack Angles	800	31.50
ERA1910TH	Rack Angles	1000	39.37

**DOOR STOP KIT**



Self-actuating door stop kit secures doors in the open position. Mounts to top or bottom of door. Stainless steel and aluminum material. Mounting hardware included.

**BULLETIN: DCOMY**

Catalog Number	Description
EDSK	Door Stop Kit

**HANDLE OPTIONS**



Handle Options can be padlocked for added security. Kit includes handle and mounting hardware. Install using existing enclosure cam.

**BULLETIN: A80, DCOMY**

Catalog Number	Description
ELHP	Padlocking L-Handle
EPL4	Padlocking quarter-turn with key
DL36	Locking wing nut with 2 keys, silver finish

**CLIP NUT PACKAGE**



Twenty plated clip nuts fit all rack-mounting angles with .281-in. (7-mm) diameter holes (through-hole type).

**BULLETIN: A80**

Catalog Number	Description	Pkg. Qty.	Fits
AN1032	Clip Nut 10-32	20	.281-diameter mounting holes
ANM5	Clip Nut M5 (Metric)	20	.281-diameter mounting holes

**SCREW PACKAGE**




Screws attach rack panels and rack-mounted equipment to rack-mounting angles.

**BULLETIN: A80, DACCY**

Catalog Number	Color	Description	Pkg. Qty.
ES1224	Silver	12-24 x 5/8 in. combo head	20
ES1224250	Silver	12-24 x 5/8 in. combo head	250
ES1224B	Black	12-24 x 5/8 in. combo head	20
ES1224B250	Black	12-24 x 5/8 in. combo head	250
ASM5	Silver	M5 x 20 mm Combo Head	20
ASM6	Silver	M6 x 16 mm combo head	20
ASM5T	Silver	M5 x 12 mm thread-forming Phillips hex head screws	20
ASM6250	Silver	M6 x 16 mm combo head	250
AS1032	Silver	10-32 x 5/8 in. combo head	20
AS1032250	Silver	10-32 x 5/8 in. combo head	250
AS1032B	Black	10-32 x 5/8 in. combo head	20

Use ASM5T on PROLINE frame or Net Series extruded holes.

**POLE-MOUNT KIT**



Use to mount CONCEPT, Networking and wall-mount enclosures to poles of various sizes and shapes. Simply attach the plated steel channel bar to the mounting holes at the back of the enclosure and wrap the stainless steel strap around the pole and through the bar. Kit includes two mounting channels, two straps suitable for 3-in. (76-mm) to 12-in. (305-mm) diameter pole and mounting hardware.

**BULLETIN: CWY**

Catalog Number	Fits Enclosure (in.)	Fits Enclosure (mm)
CPMK12	when B = 12.00	when B = 305
CPMK16	when B = 16.00	when B = 406
CPMK20	when B = 20.00	when B = 508
CPMK24	when B = 24.00	when B = 610
CPMK30	when B = 30.00	when B = 762